

BM SERIES



BM0-ST-9006-0-T2-K5

Elements of **baby cribs BM0 series** are made of:
frame of tubular powder coated steel or stainless steel grade 0H18N9 (AISI 304), equipped with 75 mm diameter castors, all with lock
tub of plastic, equipped with mattress

External dimensions of the baby crib:
830 x 570 x 925 mm [L x S x H]
Internal dimensions of the tub:
660 x 410 x 220 mm [L x S x H]

Baby cribs BM0 have the possibility of inserting one into another crib frame to enable easy storage.



BM0-ST option: frame powder coated (colour consistent with TECH-MED RAL palette)



Frame made of stainless steel grade 0H18N9



Reverse Trendelenburg position +12°



Baby cribs BM0 have the possibility of inserting one into another crib frame to enable easy storage.



BM1(12-B)-ABS3-6018-T2-SG-K6-W

Elements of **baby cribs BM1 and BM2 series** are made of:
frame of powder coated in white aluminum profile, tub of plastic decorative elements powder coated in colour consistent with TECH-MED RAL palette
base of steel in white ABS plastic cover, equipped with 75 mm diameter castors, all with lock

External dimensions of the BM1 baby crib: 755 x 480 x 925 mm [L x S x H]

External dimensions of the BM2 baby crib: 765 x 480 x 925 mm [L x S x H]

External dimensions of the BM2-D-SG baby crib:

815 x 480 x 970-1270 mm [L x S x H]

Internal dimensions of the tub: 660 x 410 x 220 mm [L x S x H]

Option: height adjustment by gas spring in range: 925-1225 mm

Additional equipment:

- basket shelf, steel shelf
- accessories basket
- glove box container
- waste bin with lid, waste bag holder



BM1(12-B)-ABS3-5012-0-T2-K6



BM1(12-B)-ABS3-9006-0-T2-K6-W



BM1(12-B)-ABS3-5012-0-T2-SG-K6-W



BM2(12-A)-ABS3-2008-0-T2-K6



BM2(12-A)-K(90)-ABS3-3015-0-T2-K6



BM2(12-A)-2K(90)-ABS3-5002-0-T2-K6




BM2(12-A)-D1(1)-ABS3-5012-PM15-0-T2-K6

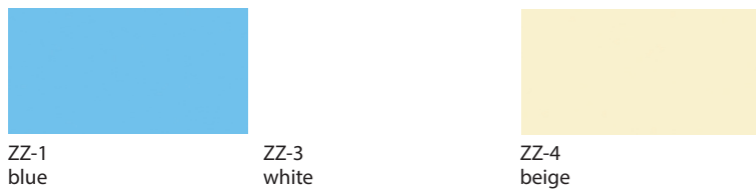


BM2(12-A)-D1(1)-ABS3-6018-0-T2-SG-K6

POLYESTER CURTAIN



WASHABLE CURTAIN




LAMINATED BOARDS

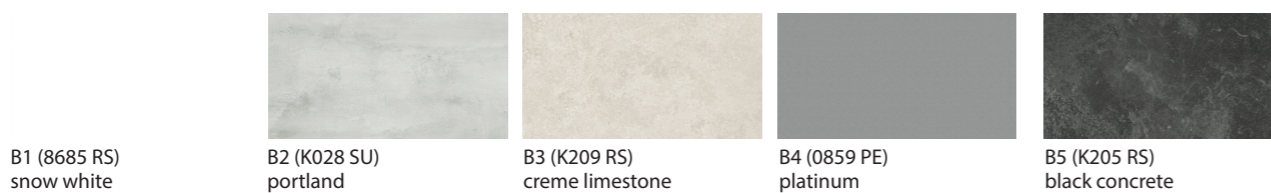
Group I



Group II



TOPS



* colours may vary slightly from the real colours
current colour database at www.techmed.com.pl

PRODUCTS VARNISHED WITH COLOURS CONSISTENT WITH RAL PALETTE

Base colour palette for steel, aluminum and furniture* parts**



* furniture items available for the full range of RAL CLASSIC
** other colours for steel and aluminum available as an option at extra cost
*** colours may vary slightly from the real colours

UPHOLSTERY



* colours may vary slightly from the real colours
current colour database at www.techmed.com.pl